



























# Price List

ITEM NO.	PICTURE	DESCRIPTION	PACKAGING	CTN DIMENSION (CM)			NW	GW	LOADING QTY (UNIT)		UNIT FOB PRICE (USD)
				L	W	H	KGS	KGS	20'GP	40HQ	
BS-YG986A		1-Backrest: Nylon Frame + Mesh Cover 2-South Korea special mesh 3-350mm Aluminum Base 4-PU 3D Armrest 5-Six-position Lockable Tilting Mechanism with sliding function 6-45mm chrome gas lift	1PC/CTN	76	40	67	19	21	130	320	<b>US\$199.90</b>
BS-W895		1-Backrest: Nylon Frame + Mesh Cover 2-High Density Molding Seating Foam +Fabric Cover 3-330mm Aluminium Base 4-2D PU Armrest 5-Four-position Lockable Tilting Mechanism	1PC/CTN	72	37	62	18	20	175	396	<b>US\$112.86</b>
BS-W895A		1-Backrest: Nylon Frame + Mesh Cover 2-High Density Molding Seating Foam +Fabric Cover 3-330mm Chrome Base 4-PP Armrest 5-Three-position Lockable Tilting Mechanism	1PC/CTN	72	37	62	16	18	175	396	<b>US\$69.19</b>
BS-VT001		1-Special Mesh 2-High Density Molding Seating Foam +Fabric Cover 3-2-Position Tilt Locking Mechanism 4-320mm Nylon Base 5-PP Fixed Arms 6-55mm black Gas lift	1PC/CTN	62	29	62	15	17	260	580	<b>US\$37.00</b>
BS-YX001		1-Special Mesh 2-High Density Molding Seating Foam +Fabric Cover 3-2-Position Tilt Locking Mechanism 4-320mm Nylon Base 5-PP Fixed Arms 6-55mm black Gas lift	1PC/CTN	62	29	62	15	17	260	580	<b>US\$34.50</b>
BS-X108		Mesh, Chrome arm, Tilt mechanism, lumbar support, Chrome base, nylon castor	1PC/CTN	72	37	62	16	18	175	396	<b>US\$41.52</b>
BS-X820		Mesh, ADJ arm, Tilt mechanism, lumbar support, Chrome base, nylon castor	1PC/CTN	72	37	62	16	18	175	396	<b>US\$43.10</b>
BS-X820A		Mesh, ADJ arm, Tilt mechanism, lumbar support, Nylon base, nylon castor	1PC/CTN	72	37	66	16	18	175	396	<b>US\$48.50</b>
BS-X833		Mesh, ADJ arm, Tilt mechanism with locking, lumbar support, Chrome base, nylon castor	1PC/CTN	72	37	66	16	18	175	396	<b>US\$57.00</b>
BS-X916		Mesh, ADJ arm, Tilt mechanism with locking, lumbar support, Chrome base, nylon castor	1PC/CTN	72	37	66	16	18	175	396	<b>US\$49.90</b>
BS-X680		Mesh, PP arm, Tilt mechanism, nylon base, nylon castor	1PC/CTN	59	28	58	11	13	320	736	<b>US\$24.50</b>
BS-X687		Mesh, PP arm, Tilt mechanism, nylon base, nylon castor	1PC/CTN	62	28	58	11	13	280	680	<b>US\$25.00</b>
BS-X687A		Mesh, PP arm, Tilt mechanism, nylon base, nylon castor	1PC/CTN	62	28	58	11	13	280	680	<b>US\$29.30</b>

ITEM NO.	PICTURE	DESCRIPTION	PACKAGING	CTN DIMENSION (CM)			NW	GW	LOADING QTY (UNIT)		UNIT FOB PRICE (USD)
				L	W	H	KGS	KGS	20'GP	40HQ	
BS-X952		Mesh, PP arm, Tilt mechanism, lumbar support, nylon base, nylon castor	1PC/CTN	59	25	58	10	12	350	820	US\$22.50
BS-X138		Mesh, PP arm, Tilt mechanism, nylon base, nylon castor	1PC/CTN	66	28	62	14	16	240	600	US\$31.90
BS-X158		Mesh, PP arm, Tilt mechanism, nylon base, nylon castor	1PC/CTN	62	28	62	14	16	175	650	US\$31.90
BS-Z032		Mesh, ADJ arm, Tilt mechanism with locking, lumbar support, nylon base, nylon castor	1PC/CTN	72	37	66	16	18	175	396	US\$46.00
BS-Z025		Mesh, Fixed PP arm, Tilt mechanism, lumbar support, Chrome base, nylon castor	1PC/CTN	72	37	66	16	18	175	396	US\$53.26
BS-Z025-1		Mesh, Fixed PP arm, Tilt mechanism, lumbar support, Chrome base, nylon castor	1PC/CTN	72	37	66	15	17	175	396	US\$49.23
BS-Z029		Mesh, PP arm, Tilt mechanism, Nylon base, Nylon castor, lumbar support	1PC/CTN	62	28	58	14	16	280	660	US\$28.60
BS-Z024		Mesh, PP arm, Tilt mechanism, Nylon base, Nylon castor	1PC/CTN	62	28	58	13	15	280	660	US\$25.90
BS-Z826		Mesh, PP arm, Tilt mechanism, Nylon base, Nylon castor	1PC/CTN	58.5	25	58	13	15	330	820	US\$24.90
BS-Z004		Mesh, PP arm, Tilt mechanism, Painted steel base, Nylon castor	1PC/CTN	58.5	25	58	13	15	330	820	US\$29.60
BS-Z030		Mesh, PP arm, Tilt mechanism, Nylon base, Nylon castor	1PC/CTN	58.5	28	58	14	16	300	736	US\$33.60
BS-Z5728		PU, Chrome arm, Tilt mechanism, Chrome base, Nylon castor, high back	2PCS/CTN	88	52	59	32	35	208	508	US\$38.90
BS-Z5728-1		PU, Chrome arm, Chrome frame, high back	2PCS/CTN	70	54	50	26	28	296	718	US\$34.50

ITEM NO.	PICTURE	DESCRIPTION	PACKAGING	CTN DIMENSION (CM)			NW	GW	LOADING QTY (UNIT)		UNIT FOB PRICE (USD)
				L	W	H	KGS	KGS	20'GP	40HQ	
BS-Z572		Mesh, Chrome arm, Tilt mechanism, Chrome base, Nylon castor, <b>high back</b>	2PCS/CTN	88	52	59	30	33	208	508	<b>US\$36.50</b>
BS-Z572-1		Mesh, Chrome arm, Chrome frame, <b>high back</b>	2PCS/CTN	70	54	50	26	28	296	718	<b>US\$31.95</b>
BS-Z5729		PU, Chrome arm, Tilt mechanism, Chrome base, Nylon castor	2PCS/CTN	89	61	59	34	37	170	420	<b>US\$54.90</b>
BS-Z5729-1		PU, Chrome arm, Tilt mechanism <b>same as BS-Z5729</b> , Chrome base, Nylon castor	2PCS/CTN	75	61	59	30	33	206	500	<b>US\$51.95</b>
BS-Z5729A		PU, Chrome arm, Tilt mechanism, Chrome base, Nylon castor	2PCS/CTN	89	57	59	33	36	180	450	<b>US\$50.50</b>
BS-Z5729A-1		PU, Chrome arm, Tilt mechanism <b>same as BS-Z5729A</b> , Chrome base, Nylon castor	2PCS/CTN	75	57	59	29	32	220	536	<b>US\$47.80</b>
BS-Z877		PU, Tilt mechanism, Chrome base, Nylon castor	1PC/CTN	88	36	67	16	18	140	320	<b>US\$82.00</b>
BS-Z877-1		PU with wood cover in back, Tilt mechanism, Aluminum base, Nylon castor	1PC/CTN	88	36	67	18	20	140	320	<b>US\$109.50</b>
BS-1218		Mesh, PP arm, Tilt mechanism, Chrome base, Nylon castor	1PC/CTN	58	28	57	12	14	310	736	<b>US\$19.50</b>
BS-1217		Mesh, Non-Tilt mechanism, Nylon base, Nylon castor	1PC/CTN	58	28	57	12	14	380	820	<b>US\$19.00</b>
BS-Z017		Mesh, PP arm, Non-Tilt mechanism, Nylon base, Nylon castor	1PC/CTN	58	25	57	11	13	380	820	<b>US\$22.50</b>
BST-661		PU, Non-tilt mechanism, Chrome gas lift, Chrome base with footrest, Nylon castor	1PC/CTN	46	22	46	5	6	690	1600	<b>US\$13.00</b>
BST-613		PU, Non-tilt mechanism, 180mm black gas lift, 270mm powder coated steel base, Nylon castor	1PC/CTN	52	22	52	5	6	470	1150	<b>US\$13.00</b>

ITEM NO.	PICTURE	DESCRIPTION	PACKAGING	CTN DIMENSION (CM)			NW	GW	LOADING QTY (UNIT)		UNIT FOB PRICE (USD)
				L	W	H	KGS	KGS	20'GP	40HQ	
BST-614		PU, Non-tilt mechanism, 330mm black gas lift, Chrome footrest, 300mm powder coated steel base, Nylon castor	1PC/CTN	58.5	25	58	89	7	330	820	US\$19.90
BST-616		PU, Non-tilt mechanism, 330mm black gas lift, Chrome footrest, 300mm powder coated steel base, Nylon castor	1PC/CTN	58.5	28	58	9	10	300	736	US\$25.00
BST-617		PU, Non-tilt mechanism, 180mm black gas lift, 270mm powder coated steel base, Nylon castor	1PC/CTN	52	25	52	7	8	460	1100	US\$17.50
BS-1221		Fabric, Secretary mechanism, Steel foot ring, Nylon base	1PC/CTN	64	33	58	13	15	230	550	US\$36.00
BS-1222		Fabric, Function mechanism, Steel foot ring, Nylon base	1PC/CTN	64	33	58	13	15	230	550	US\$39.00
BS-1224		Fabric, Function mechanism, Nylon base, Nylon castor	1PC/CTN	64	33	58	13	15	230	550	US\$32.00
BS-1224A		Fabric, Function mechanism, Nylon base, Nylon castor	1PC/CTN	64	33	58	13	15	230	550	US\$34.00
BS-534		(ESD CHAIR, WITH FABRIC) High back task operator chair Posture curved seat with waterfall front; Fitted with an under-seat skirt; Sculptured lumbar and spine support; Gas height adjustment; Back tilt adjustment; Back height adjustment; Nylon base fitted with twin wheel hooded castors; Heavy duty #140 gas lift, 2 handle mechanism	1PC/CTN	58.5	26	58	13	15	380	820	US\$51.00
BS-534A		ESD Chair in Blue PU for Cleanroom High back task operator chair Posture curved seat with waterfall front; Fitted with an under-seat skirt; Sculptured lumbar and spine support; Gas height adjustment; Back tilt adjustment; Back height adjustment; Chrome metal base fitted with twin wheel hooded castors; Heavy duty #140 gas lift, 2 handle mechanism	1PC/CTN	74	34	59	13.8	15.8	380	820	US\$51.00
BST-2063		PU, Steel frame	2PCS/CTN	72	60	54	30	33	220	590	US\$32.90
BST-2065		PU, Steel frame	2PCS/CTN	75	55	45	26	29	280	710	US\$22.00
BST-2064		PU, Steel frame	2PCS/CTN	70	55	40	24	27	340	850	US\$21.50

ITEM NO.	PICTURE	DESCRIPTION	PACKAGING	CTN DIMENSION (CM)			NW	GW	LOADING QTY (UNIT)		UNIT FOB PRICE (USD)
				L	W	H	KGS	KGS	20'GP	40HQ	
BST-2061		PU, Steel frame	2PCS/CTN	72	59	42	28	31	280	710	<b>US\$23.00</b>
BS-Z2015		PU+PVC, Chrome arm, Chrome steel frame	2PCS/CTN	67	58	42	26	29	330	800	<b>US\$29.00</b>
BS-Z030-1		Mesh, PP arm, Painted steel frame	2PCS/CTN	67	58	42	19	22	310	800	<b>US\$26.50</b>
BS-Z2017		Mesh, PP arm, Painted steel frame	2PCS/CTN	62	62	58	18	21	250	608	<b>US\$27.50</b>
BS-X135		Mesh, PP arm, Steel frame	2PCS/CTN	62	62	58	18	21	250	608	<b>US\$23.00</b>
BS-X887		Mesh, PP arm, Steel frame	2PCS/CTN	62	62	58	18	21	250	608	<b>US\$21.50</b>
BS-X808		Mesh, Steel frame	10PCS/CTN	90	58	58	60	65	700	1600	<b>US\$13.50</b>
BS-X808A		Mesh, Steel frame	10PCS/CTN	90	58	58	60	65	700	1600	<b>US\$15.20</b>
BS-X808B		Plastic back, Mesh seat, Steel frame	10PCS/CTN	90	58	58	60	65	700	1600	<b>US\$15.20</b>
BS-Z006		Plastic back and seat, Steel frame	10PCS/CTN	90	58	58	60	65	700	1600	<b>US\$12.80</b>
BS-X610		Plastic back and seat with mesh cushions, Steel frame	10PCS/CTN	90	58	58	60	65	700	1600	<b>US\$19.50</b>
BS-X610A		Plastic back and seat, Steel frame	10PCS/CTN	90	58	58	60	65	700	1600	<b>US\$15.00</b>
BS-X887		Plastic back and seat, Painted steel frame	10PCS/CTN	90	58	58	60	65	700	1600	<b>US\$15.90</b>

ITEM NO.	PICTURE	DESCRIPTION	PACKAGING	CTN DIMENSION (CM)			NW	GW	LOADING QTY (UNIT)		UNIT FOB PRICE (USD)
				L	W	H	KGS	KGS	20'GP	40HQ	
BS-Z008		Plastic back with mesh, Steel frame	10PCS/CTN	90	58	58	60	65	800	1900	<b>US\$11.20</b>
BS-1012		Fabric, Steel frame, Plastic back cover, 1.2mm thick steel tube	8PCS/CTN	121.5	56.5	46	45	48	700	1800	<b>US\$11.00</b>
BS-1012V		Fabric, Steel frame, Plastic back cover, 1.2mm thick steel tube	5PCS/CTN	102	58.5	46	53	56	530	1300	<b>US\$19.50</b>
BS-ZA1		mesh, painted steel frame	2PCS/CTN	98	34	60	16	18	280	680	<b>US\$26.50</b>
BS-ZA3		mesh, chrome steel frame	2PCS/CTN	98	34	60	20	22	280	680	<b>US\$32.95</b>
BS-ZC2		mesh, painted steel frame	2PCS/CTN	56	56	30	18	20	590	1440	<b>US\$31.50</b>
BS-ZC3		mesh, painted steel frame, writing tablet	2PCS/CTN	60	60	40	22	25	388	940	<b>US\$43.72</b>
BS-ZD3		mesh, painted steel frame, writing tablet	2PCS/CTN	100	51	62	20	24	170	430	<b>US\$41.00</b>
BS-Z027		mesh, painted steel frame	2PCS/CTN	100	25	61	18	21	180	445	<b>US\$32.50</b>
BS-Z028		mesh, painted steel frame	2PCS/CTN	80	50	47	20	23	260	610	<b>US\$26.50</b>